

NORTH-WIND 35

neu

± DN 156.000
ab Werk



TECHNICAL DETAILS

Overall length	10,20/10,60 m.
Water length	8,80 m.
Beam	3,58 m.
Draft	1,65 m.
Displacement	4.980 Kgs.
Balast	2.000 Kgs.
Fresh water	400 Lts.
Fuel capacity	180 Lts.
Sail area	63 m ²

Constructor:
INDUSTRIAL NORTH WIND S.A.

MOTOR

Mercedes Benz 636
36 HP a 3.200 R.P.M.

SAIL AREA

Main	23,40 m ²
Genoa	39,80 m ²
JIB I	26,90 m ²
JIB II	14,50 m ²
Storm JIB	5,50 m ²
Spinnaker	80,00 m ²

I.O.R.

I: 13,15 m.
J: 4,20 m.
P: 11,40 m.
E: 3,85 m.

CONSTRUCTION

HULL:

Hand moulded in high resistance glass reinforced polyester, strengthened with frames and bearers in GRP. Materials approved by Lloyd's Register of Shipping. Colour: white with blue waterline.

DECK:

Moulded in GRP with Plasticel D-75 sandwich. Work areas with interior strengthening.

KEEL:

2,000 kgs. encapsulated cast iron keel of attached to the hull by 14, 24 mm stainless steel bolts.

HELM:

Semi-compensated rudder plate with a 60/70 mm stainless steel shaft.

ON DECK

DECK EQUIPMENT:

Anodised aluminium toe rail on the deck and hull joint with 6 mm stainless steel bolts every 12 cms., sealed and laminated.
Pulpit and pushpit of 25 mm stainless steel tube. Tapered stainless steel stanchions with aluminium bases, stainless steel life lines with tensioners.
4 mooring cleats, 2 aluminium fairleads.
Forestay, shrouds, babystay and backstay of stainless steel. Chain plates bolted to the hull and laminated.
Side windows in metalcrilate with anodised aluminium frames.
2 Lewmar hatches 50 x 50, 2 Lewmar hatches 50 x 35 and 2 Lewmar side portholes 40 x 20.
Cockpit seats and deck handrail finished in teak. Collapsible boarding ladder at stern.
2 large lockers for sails and equipment under cockpit seats.

MAST AND RIGGING:

Anodised aluminium mast keel stepped with double spreaders. Aluminium boom with jamming cleats for reefing. Masthead lights, engine lights and deck flood. Stainless steel rigging with adjustable tensioners.
Halyards led to cockpit, 2 jib halyards, 1 main halyard, 1 topping

lift, 1 spinnaker halyard with 2 triple fairleads, 2 triple jamming cleats and 2 cleats.

Genoa tracks with lead blocks.

Mainsheet track with chariot. Block and tackle with jamming cleats and sheets for boom and kicking strap.

2 jib sheets of 12/14 mm, 2 sheet winches - ratio 44:1. 2 sheet winches - ratio 25:1, 2 winch handle pockets, 2 winch handles.

SAILS:

Mainsail 22 sq.m with reefing points, genoa of 41 sq.m. Other sails are extra.

ANCHOR/MOORING:

30 mts 18 mm diameter anchor warp,
35 mts of 8 mm galvanised chain with shackles, one 16/17 kg anchor. 4 fenders, 2 lifebuoys, 1 extinguisher, 1 aluminium boat hook.

BELOW DECKS

ENGINE:

35 H.P. Mercedes Benz, diesel engine (situated under main companionway). Tube shaft, shaft bracket, 2 bladed propeller, instrument panel with RPM, oil pressure, alternator, water temperature guages with alarms and fuel guage.
Set on silent blocks in sound deadened engine compartment. Coolant intake with filter. 2 batteries of 12 V/90 AH with switch selector. Stainless steel fuel tank with baffles water/diesel separating filter.
Other engines available on request.
Alternator.

ELECTRICAL INSTALLATION:

2 batteries of 12 V / 90 AH.
220 V shore plug with battery charger (15 A of 220 V to 12 V).
Electrical control panel with circuit breakers, ammetre and voltmetre. 12 V and 220 V sockets in all cabins, saloon and toilet.
Above-berth lights. 12 V electric bilge pump and 1 manual drain pump with external control.
One 12 V automatic water pressure pump.

Two water tanks of 225 litres each, stainless steel with stopcocks. Distributed via flexible tubing to galley, toilet, interior and exterior showers.
Chromed Grohe taps, stainless steel twin sink in galley.
Drainage safety cocks of 1/4 turn type.

INTERIOR LAYOUT

Bulkheads and interior finish in marine ply with sapele or similar facing.

Floors are of marine plywood.

Easy access to the bilges.

All interior wood has a high quality finish and is treated with silicone varnish against humidity.

FORECABIN:

Double berths, 2 hanging lockers, shelving, lockers under berths, upholstered foam mattresses, 50 x 50 ventilation hatch, 2 reading lights.

SALOON:

«L» shaped settee to starboard, bookshelves, lockers and central folding leaf table.
To port: 1.9 mts settee, large chart table, locker, 50 x 50 ventilation hatch with central ventilator.

GALLEY:

Twin stainless steel sink, two-burner gimballed cooker and oven. 160 litre fridge area (compressor is optional), work area, lockers and drawers, 1 side porthole for light and ventilation.

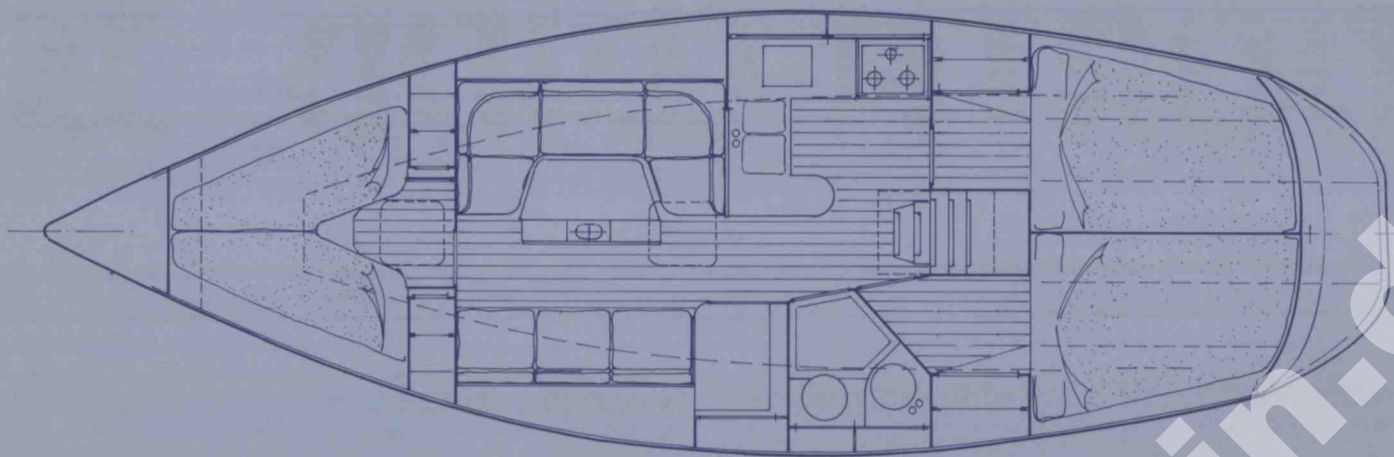
HEADS:

Marine toilet, sink and shower with curtain, lockers, side porthole.

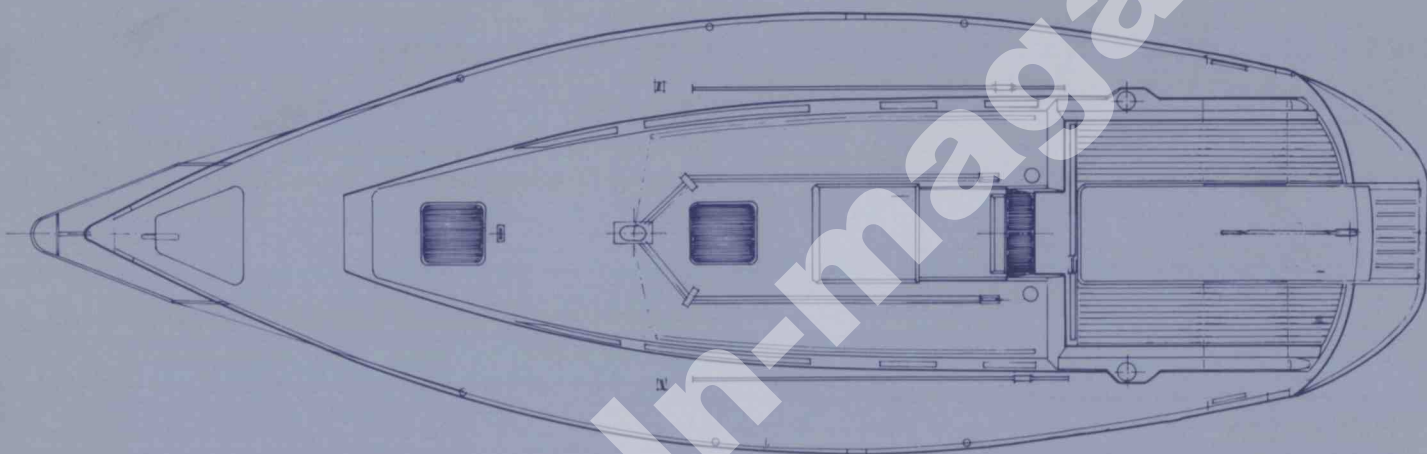
AFT CABINS:

2 independant cabins with double berths, hanging lockers, shelves, lockers under berths.
Upholstered foam mattresses, 2 portholes in each cabin providing light and ventilation.
Reading lights.

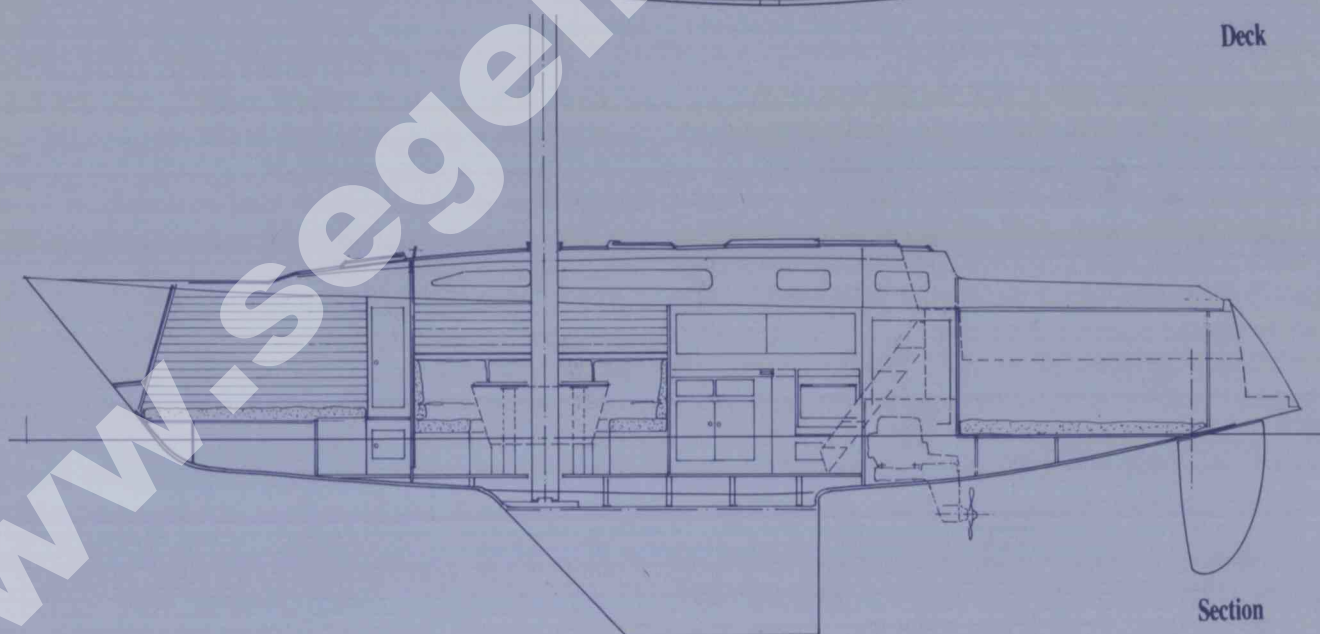
Note: the builder reserves the right to carry out modifications or changes to the equipment or materials without prior notice.



Interior layout



Deck



Section



INDUSTRIAL NORTH-WIND, S. A.

Polígono Industrial «Los Fondos» - Sant Andreu de la Barca (Barcelona) - Tel. 653 19 54.
Export Office: Tel.: 34.3.217 53 26 - Telex: 98642 TRIM.E